

Class -1 holidays home work

Evs:-

1. Write and learn :- days name, colors name, month name, pet animals, wild animals, food we eat, cloths we wear, fruits, vegetables.
2. Make a chart of your family.
3. Learn relation with your family members & their names.

Maths:-

1. Learn tables 2 to 8 & write 5 times.
2. Practice addition, subtraction, after-before & between numbers.
3. Practice small patterns.
4. Write 1 to 100 counting 10 times.

हिंदी:-

1. पठन अभ्यास के लिए हिंदी की कापी में लिखवाया गया कार्य प्रतिदिन दोहराएँ(बोल-बोलकर पढ़ें)
2. आ की मात्रा वाले पांच शब्द, इ तथा ई की मात्रा वाले पांच-पांच शब्द , उ तथा ऊ की मात्रा वाले पांच-पांच शब्द, ए तथा ऐ की मात्रा वाले पांच -पांच शब्द, ओ तथा औ की मात्रा वाले पांच-पांच शब्द कापी में लिखें
3. अपनी पुस्तक से अपनी मनपसंद कविता का चार्ट पर एक सुन्दर चित्र बनायें (अभिभावक की सहायता ले सकते हैं)
4. □-4 □□□□ पेपर पर निम्नलिखित में से कोई एक क्रिया-कलाप कीजिए :-
 - पांच फलों के चित्र चिपकाओ/ बनाओ तथा उनके नाम लिखो
 - पांच सब्जियों के चित्र चिपकाओ/ बनाओ तथा उनके नाम लिखो
 - पांच पालतू जानवरों के चित्र चिपकाओ/ बनाओ तथा उनके नाम लिखो
 - पांच पक्षियों के चित्र चिपकाओ/ बनाओ तथा उनके नाम लिखो

□□□□□□□□:-

1. Do aloud reading of poems from your book on daily basis (one poem per day) .
2. Write 5 to 7 lines daily to improve your hand-writing as well as writing speed.
3. Learn five lines on your introduction and write in your notebook.
4. Write five lines about your school.
5. Prepare a beautiful chart on one of the given topics:-
 - Good Habits
 - Healthy food Vs Junk food
 - Vowels
 - Objects that can be seen in the sky; like sun, cloud, kite etc

शीत कालीन अवकाश गृहकार्य

हिंदी कक्षा 2:-

1. हिंदी की कापी में लिखवाया गया कार्य प्रतिदिन दोहराएँ
2. निम्नलिखित विषय पर 5-5 पंक्तियां लिखें:-
 - मेरा परिचय
 - मेरा विद्यालय
 - मेरा प्रिय मित्र
 - मेरा प्रिय अध्यापक
3. अपनी पुस्तक से अपनी मनपसंद कविता का चार्ट पर एक सुन्दर चित्र बनायें (अभिभावक की सहायता ले सकते हैं)
4. A-4 साइज पेपर पर निम्नलिखित में से कोई एक क्रिया-कलाप कीजिए :-
 - लिंग बदलो
 - वचन बदलो
 - काम वाले शब्द
 - हिन्दी की वर्णमाला

Maths (class 2):-

1. Learn and write table 2 to 15
2. Revise all the sums of addition as well as Subtraction properly from your notebook.
3. Revise all the topic of Clock and Money properly.
4. Make a chart on one of the following topics:-
 - Types of lines
 - Name of the Months
 - Name of the Week days
 - ways/instruments to measure the length

Kendriya Vidyalaya Leh
Class - 2nd
Subject - English
Winter Vacations Homework

1. Most Important (Project) :

- Name any three festivals you like the most.
- Draw and colour/ paste pictures of three festivals you like the most.
- Write five lines on each festival about how you celebrate it.

2. Read one page from your English textbook daily.

3. Learn and write Questions/Answers of Unit 9 and 10.

4. Write 5 lines about your family.

5. Take Print out of worksheets from link given below and solve them:

i) Unit - 9 [click here](#)

ii) Unit - 10 [Click here](#)

6. PROJECT

- | |
|--|
| <ul style="list-style-type: none">● Name any three festivals you like the most● Draw and colour/ paste pictures of three festivals you like the most● Write five lines on each festival how you celebrate it |
|--|

CLASS – 2

EVS

1. Draw the body parts and write their names
2. Draw /paste any five animals you see around you and write their names.
3. Fun with colours:- Take an A4 sheet/drawing sheet and fold it in the middle and draw pictures of any two things you like to eat.
4. Make a family tree and paste photos of all members of your family .
5. Draw 5 sense organs and write their names.
6. Write functions of sense organs.
7. Write types of works and also name the person who do it (work we do).

शीत कालीन अवकाश गृहकार्य

हिंदी कक्षा 2:-

1. हिंदी की कापी में लिखवाया गया कार्य प्रतिदिन दोहराएँ

2. निम्नलिखित विषय पर 5-5 पंक्तियां लिखें:-

- मेरा परिचय
- मेरा विद्यालय
- मेरा प्रिय मित्र
- मेरा प्रिय अध्यापक

3. अपनी पुस्तक से अपनी मनपसंद कविता का चार्ट पर एक सुन्दर चित्र बनायें (अभिभावक की सहायता ले सकते हैं)

4. A-4 साइज पेपर पर निम्नलिखित में से कोई एक क्रिया-कलाप कीजिए :-

- लिंग बदलो
- वचन बदलो
- काम वाले शब्द
- हिन्दी की वर्णमाला

PROJECT

विषय - कपड़े

कपड़े किन-किन चीजों से बनते हैं नाम लिखो | कपड़े पहनने की आवश्यकता पर 5 वाक्य लिखिए

Maths (class 2):-

1. Learn and write table 2 to 15

2. Revise all the sums of addition as well as Subtraction properly from your notebook.

3. Revise all the topic of Clock and Money properly.

4. Make a chart on one of the following topics:-

- Types of lines
- Name of the Months
- Name of the Week days
- ways/instruments to measure the length

PROJECT

Theme -Clothes

- Name and paste dresses (in the form of paper cuttings) which are rectangular and spherical in shape

KENDRIYA VIDYALAYA LEH

Class 3: Maths Holiday Homework

1. Learn and write tables 2-15
2. Do textbook work of chapters: 8 to 14
3. Project Work: (Most Important): Topic

- Make a multiplication table model using a circular chart
Use the following link for above model
https://www.youtube.com/watch?v=0kMVLEgxPCU&ab_channel=The4Pillars
- Make a model of Expanded forms and Place value system
Use the following link for above model
https://www.youtube.com/watch?v=YRFzkr9zYuE&ab_channel=KamalPublicSchool
- What is tessellation in Maths?
- How many types of tessellations are there in Maths?
- Make models of all types of tessellations in Mathematics
- Define Square, Rectangle, Square, Rectangle, Rhombus, and Trapezium

4.

Write the amounts of money shown by the notes and coins:

1.  -

2.  -

3.  -

4.  -

5.  -

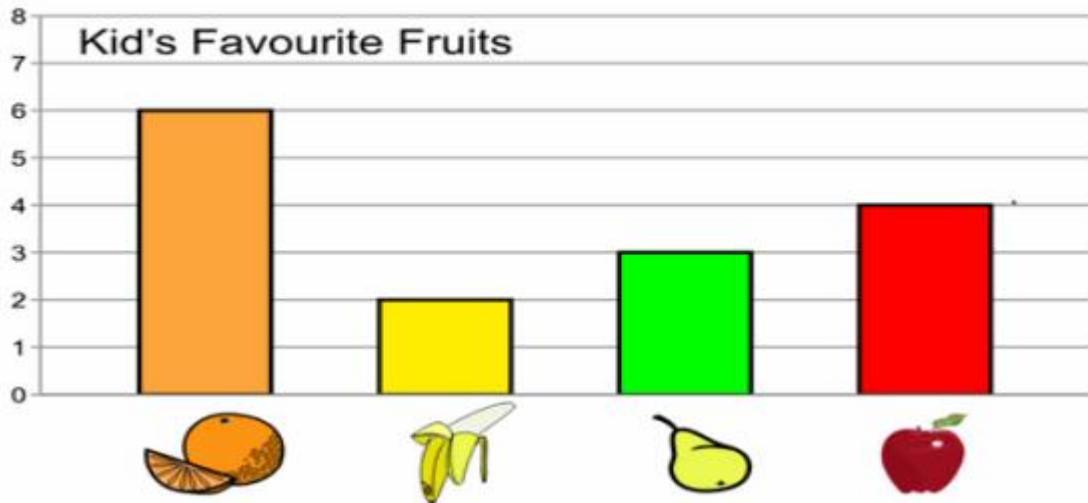
Add the following:

| | | | |
|---|---|---|---|
| $\begin{array}{r} ₹1.50 \\ + ₹3.00 \\ \hline \end{array}$ | $\begin{array}{r} ₹4.50 \\ + ₹5.50 \\ \hline \end{array}$ | $\begin{array}{r} ₹3.00 \\ + ₹7.50 \\ \hline \end{array}$ | $\begin{array}{r} ₹8.50 \\ + ₹4.00 \\ \hline \end{array}$ |
|---|---|---|---|

Subtract following:

| | | |
|--|--|---|
| $\begin{array}{r} ₹ 19.50 \\ - ₹ 8.00 \\ \hline \end{array}$ | $\begin{array}{r} ₹ 90.50 \\ - ₹ 2.50 \\ \hline \end{array}$ | $\begin{array}{r} ₹ 7.50 \\ - ₹ 5.50 \\ \hline \end{array}$ |
|--|--|---|

Study the bar graph and answer the questions.



How many kids liked apples ? _____

Which fruit did the most kids like ? _____

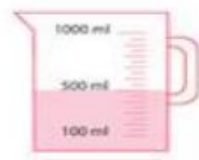
Which fruit did the kids like the least ? _____

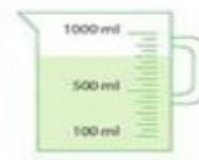
How many kids liked bananas? _____

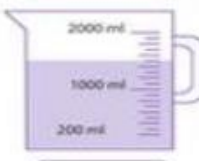
How many kids liked either pears or bananas? _____

How many kids liked either oranges or apples? _____

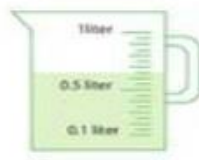
How much juice in each jug:













Circle the correct answer:

36
 9×2
 4×9
 5×8

21
 3×7
 5×5
 7×3

32
 7×2
 4×8
 8×8

15
 3×5
 5×3
 6×1

14
 8×1
 7×2
 2×8

Choose the right option to show how you weigh each item:



- a) Kilograms
- b) grams
- c) milligrams



- a) Kilograms
- b) grams
- c) milligrams



- a) Kilograms
- b) grams
- c) milligrams



- a) Kilograms
- b) grams
- c) milligrams



- a) Kilograms
- b) grams
- c) milligrams



- a) Kilograms
- b) grams
- c) milligrams

EVS HOLIDAYS HOMEWORK

1. PRACTICE CHAPTERS 13 TO 24.

PROJECTS:-

1. MODEL ON FAMILY TREE.
2. ACTIVITY/MODEL/CHART ON SAVE WATER SAVE EARTH.
3. MODEL/CHART ON TYPES OF HOME.
4. MODEL/CHART ON OUR HELPERS
5. MODEL/CHART ON TRAFFIC SIGNALS.
6. MODEL/CHART ON OUR FRIENDS ANIMALS.

ENGLISH Holiday Homework

1. Write few lines on your School
2. Write and learn homophones.
3. Write and learn collective nouns.
4. Write any two short moral stories and also learn.
5. Learn questions answers of unit 6 to 9.
6. Solve given worksheets. https://drive.google.com/file/d/1QQKgRUo9YOx88FLZ05g7efcuV7Ja0fqO/view?usp=drive_sdk

Project Work

- Map your neighbourhood with directional nodes like who lives in North, South, East and West
- Write about your neighbourhood families in the form of a paragraph
- Make a prototype model of your house and show your neighbourhood

विषय – हिंदी

शीतकालीन अवकाश हेतु गृहकार्य

1. **Most Important (Project) :**

संचार के साधन : संचार के विभिन्न साधनों की सूची बनाओ । किसी एक साधन का चित्र बना कर 5 वाक्य लिखो ।

2. पाठ 8 से 14 तक का पठन करें।
3. पाठ 8 से 14 तक के प्रश्न- उत्तर याद करें।
4. लिखवाये गये लिंग बदलो शब्दों को लिखो और याद करों।
5. लिखवाये गये वचन बदलो शब्दों को लिखो और याद करों।
6. लिखवाये गये विलोम शब्दों को लिखो और याद करों।
7. लिखवाये गये विशेषण शब्दों को लिखो और याद करों।
8. प्रतिदिन हिंदी का समाचार पत्र पढ़े।
9. दिए गये विषय पर सृजनात्मक लेख लिखे :-

1. मेरा विद्यालय
2. मेरा परिवार
3. मेरा मित्र
4. मेरी माँ
5. मेरा मनपसंद पेड़
6. मेरा मनपसंद त्योहार
7. रोटी बनाने की विधि
8. मेरा पालतू पशु

10. नीचे दिए गये लिंकों पर क्लिक करके दी गयी वर्कशीटो का प्रिंट निकाल कर हल करें।

पाठ – 8 [click here](#)

पाठ – 9 [click here](#)

पाठ – 10 [click here](#)

पाठ – 11 [click here](#)

पाठ – 12 [click here](#)

पाठ – 13 [click here](#)

पाठ – 14 [click here](#)

KENDRIYA VIDYALAYA LEH

Class 3: Maths Holiday Homework

1. Learn and write tables 2-15
2. Do textbook work of chapters: 8 to 14
3. Project Work: (Most Important): Topic

- Make a multiplication table model using a circular chart
Use the following link for above model
https://www.youtube.com/watch?v=0kMVLEgxPCU&ab_channel=The4Pillars
- Make a model of Expanded forms and Place value system
Use the following link for above model
https://www.youtube.com/watch?v=YRFzkr9zYuE&ab_channel=KamalPublicSchool
- What is tessellation in Maths?
- How many types of tessellations are there in Maths?
- Make models of all types of tessellations in Mathematics
- Define Square, Rectangle, Square, Rectangle, Rhombus, and Trapezium

4.

Write the amounts of money shown by the notes and coins:

1.  -

2.  -

3.  -

4.  -

5.  -

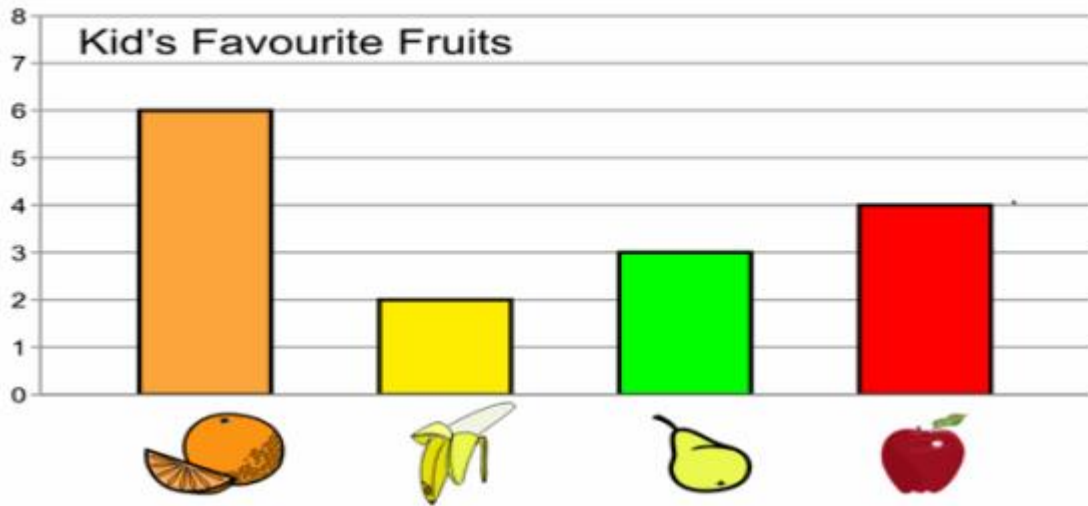
Add the following:

| | | | |
|---|---|---|---|
| $\begin{array}{r} ₹1.50 \\ + ₹3.00 \\ \hline \end{array}$ | $\begin{array}{r} ₹4.50 \\ + ₹5.50 \\ \hline \end{array}$ | $\begin{array}{r} ₹3.00 \\ + ₹7.50 \\ \hline \end{array}$ | $\begin{array}{r} ₹8.50 \\ + ₹4.00 \\ \hline \end{array}$ |
|---|---|---|---|

Subtract following:

| | | |
|--|--|---|
| $\begin{array}{r} ₹ 19.50 \\ - ₹ 8.00 \\ \hline \end{array}$ | $\begin{array}{r} ₹ 90.50 \\ - ₹ 2.50 \\ \hline \end{array}$ | $\begin{array}{r} ₹ 7.50 \\ - ₹ 5.50 \\ \hline \end{array}$ |
|--|--|---|

Study the bar graph and answer the questions.



How many kids liked apples ? _____

Which fruit did the most kids like ? _____

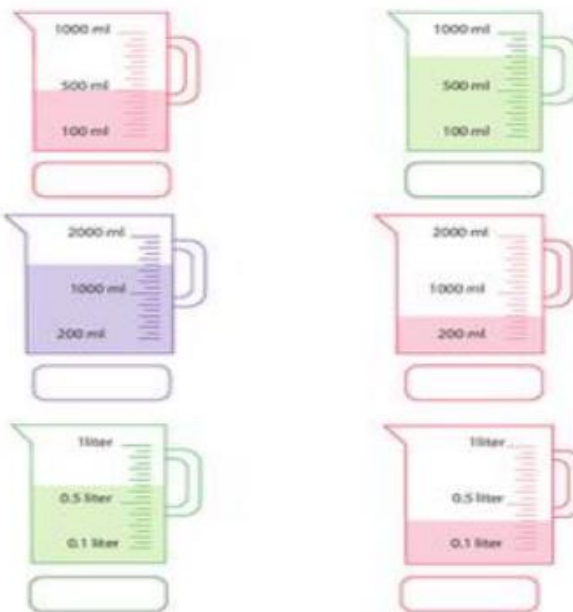
Which fruit did the kids like the least ? _____

How many kids liked bananas? _____

How many kids liked either pears or bananas? _____

How many kids liked either oranges or apples? _____

How much juice in each jug:



Circle the correct answer:

36
 9×2
 4×9
 5×8

21
 3×7
 5×5
 7×3

32
 7×2
 4×8
 8×8

15
 3×5
 5×3
 6×1

14
 8×1
 7×2
 2×8

Choose the right option to show how you weigh each item:



- a) Kilograms
- b) grams
- c) milligrams



- a) Kilograms
- b) grams
- c) milligrams



- a) Kilograms
- b) grams
- c) milligrams



- a) Kilograms
- b) grams
- c) milligrams



- a) Kilograms
- b) grams
- c) milligrams



- a) Kilograms
- b) grams
- c) milligrams

EVS HOLIDAYS HOMEWORK

1. PRACTICE CHAPTERS 13 TO 24.

PROJECTS:-

1. MODEL ON FAMILY TREE.
2. ACTIVITY/MODEL/CHART ON SAVE WATER SAVE EARTH.
3. MODEL/CHART ON TYPES OF HOME.
4. MODEL/CHART ON OUR HELPERS
5. MODEL/CHART ON TRAFFIC SIGNALS.
6. MODEL/CHART ON OUR FRIENDS ANIMALS.

ENGLISH Holiday Homework

1. Write few lines on your School
2. Write and learn homophones.
3. Write and learn collective nouns.
4. Write any two short moral stories and also learn.
5. Learn questions answers of unit 6 to 9.
6. Solve given worksheets.

Project Work

- Map your neighbourhood with directional nodes like who lives in North, South, East and West
- Write about your neighbourhood families in the form of a paragraph
- Make a prototype model of your house and show your neighbourhood

विषय – हिंदी

शीतकालीन अवकाश हेतु गृहकार्य

1. Most Important (Project) :

संचार के साधन : संचार के विभिन्न साधनों की सूची बनाओ । किसी एक साधन का चित्र बना कर 5 वाक्य लिखो ।

2. पाठ 8 से 14 तक का पठन करें ।
3. पाठ 8 से 14 तक के प्रश्न- उत्तर याद करें ।

4. लिखवाये गये लिंग बदलो शब्दों को लिखो और याद करो।
5. लिखवाये गये वचन बदलो शब्दों को लिखो और याद करो।
6. लिखवाये गये विलोम शब्दों को लिखो और याद करो।
7. लिखवाये गये विशेषण शब्दों को लिखो और याद करो।
8. प्रतिदिन हिंदी का समाचार पत्र पढ़े।
9. दिए गये विषय पर सृजनात्मक लेख लिखे :-
 1. मेरा विद्यालय
 2. मेरा परिवार
 3. मेरा मित्र
 4. मेरी माँ
 5. मेरा मनपसंद पेड़
 6. मेरा मनपसंद त्योहार
 7. रोटी बनाने की विधि
 8. मेरा पालतू पशु
10. नीचे दिए गये लिंकों पर क्लिक करके दी गयी वर्कशीटों का प्रिंट निकाल कर हल करें।

पाठ – 8 [click here](#)

पाठ – 9 [click here](#)

पाठ – 10 [click here](#)

पाठ – 11 [click here](#)

पाठ – 12 [click here](#)

पाठ – 13 [click here](#)

पाठ – 14 [click here](#)



KENDRIYA VIDYALAYA SANGATHAN

Class : III

TOPIC: The Ship of the Desert

DATE:

I. Encircle young ones of animals :

| | | | | | | | | | | | |
|---|---|---|---|---|---|---|---|---|---|---|---|
| a | s | d | f | h | j | k | l | p | o | k | n |
| f | c | u | b | p | n | h | p | h | k | i | o |
| k | r | o | a | k | c | b | i | h | o | t | o |
| i | i | z | y | t | n | m | g | w | y | t | t |
| d | g | a | c | f | k | k | l | r | l | e | p |
| k | f | c | a | l | f | y | e | q | p | n | z |
| m | o | d | w | s | g | s | t | o | q | o | l |
| l | n | r | k | z | w | r | m | d | n | r | a |
| c | o | l | t | o | p | u | p | p | y | t | m |
| p | y | t | s | q | z | o | c | b | k | y | b |
| m | k | n | r | q | t | y | z | o | p | n | x |
| a | d | u | c | k | l | i | n | g | t | x | f |

II. Find the movement / action words from the word - maze

| | | | | | | | | | |
|---|---|---|---|---|---|---|---|---|---|
| W | I | G | G | L | I | N | G | B | S |
| R | S | Y | G | E | B | C | Q | S | W |
| I | P | H | M | A | R | R | L | I | I |
| G | R | O | O | P | E | A | C | N | N |
| G | E | P | T | I | A | W | D | G | G |
| L | A | P | Y | N | D | L | N | R | I |
| I | D | I | J | G | I | E | D | Y | N |
| N | R | N | D | A | N | C | I | N | G |
| G | F | G | E | R | G | Z | V | W | Q |
| W | D | T | F | L | Y | Q | E | C | P |

Grade







Teacher Sign.

Parent's Sign



DATE:

I. Match the following :

- | | | |
|----|---|--------------|
| 1. |  | [a] whiskers |
| 2. |  | [b] horns |
| 3. |  | [c] paws |
| 4. |  | [d] fins |
| 5. |  | [e] beak |
| 6. |  | [f] hoofs |








II. Complete these idioms :

- | | | |
|----|---------------|-------|
| 1. | as fast as a | _____ |
| 2. | as proud as a | _____ |
| 3. | as busy as a | _____ |
| 4. | as tall as a | _____ |





I. How do these creatures move? Match them suitably.

- | | | | | |
|----|---|------------|-----|----------------------|
| 1. |  | a lion | [a] | crawls up a wall |
| 2. |  | a squirrel | [b] | wiggles all around |
| 3. |  | a fly | [c] | walks on padded paws |
| 4. |  | a seal | [d] | dives and swims |
| 5. |  | a worm | [e] | leaps |
| 6. |  | a monkey | [f] | hops on the ground |
| 7. |  | a bird | [g] | swings its tail |



KENDRIYA VIDYALAYA SANGATHAN

Class : III

TOPIC : He is My Brother

DATE:

I. Complete this family tree with the names of your relatives [like brother].

The first letter is given as a hint :



II. Here are a few signs for children who cannot hear. Write the words from the clue-box for these signs :

CLUE BOX
 write, dance, lose, win, sing, read



1. _____



2. _____



3. _____



4. _____



5. _____



6. _____

Grade

Teacher Sign.

Parent's Sign



KENDRIYA VIDYALAYA SANGATHAN

Class : III

TOPIC: Don't Tell

DATE:

- I. Read the clues and encircle the words related to people who help us in the crossword puzzle.

| | | | | | | | | | | | |
|---|---|---|---|---|---|---|---|---|---|---|---|
| c | g | n | u | r | s | e | a | e | r | e | d |
| l | w | | p | q | t | l | o | c | d | y | o |
| o | q | f | o | m | | u | c | n | r | p | c |
| w | c | b | s | u | q | u | t | u | i | k | t |
| n | o | n | t | s | r | t | m | v | v | q | o |
| d | b | m | m | i | g | o | r | a | e | d | r |
| a | b | l | a | c | q | k | q | g | r | u | t |
| z | l | j | n | i | f | y | f | x | q | z | u |
| x | e | g | | a | t | e | a | c | h | e | r |
| c | r | a | g | n | z | x | f | f | | u | p |
| v | p | a | s | t | r | o | n | a | u | t | l |
| l | i | b | r | a | r | i | a | n | h | j | k |

Write the words in the given space :

1. He drives motor vehicle _____
2. She teaches in a school _____
3. He mends our shoes _____
4. He plays musical instruments _____
5. He works in a library _____
6. He travels in a space craft _____
7. He brings our letters _____
8. He makes people laugh _____
9. She treats sick people _____



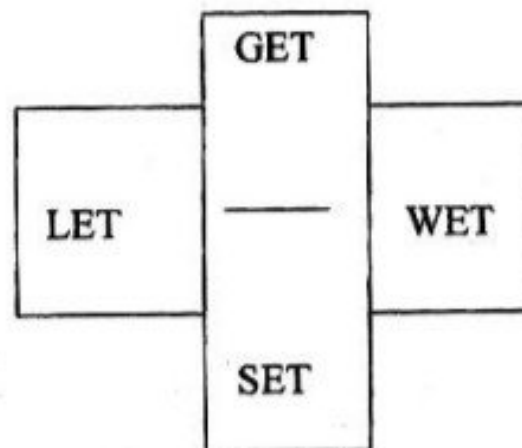
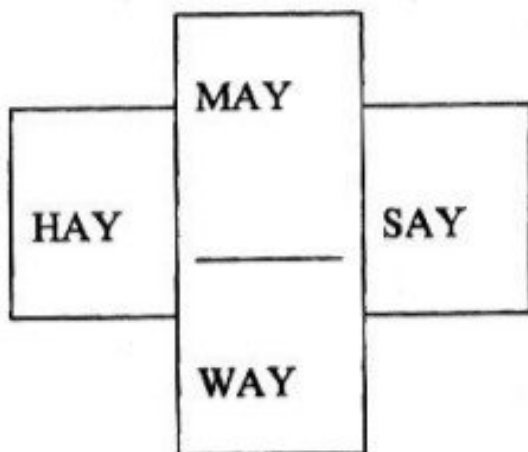
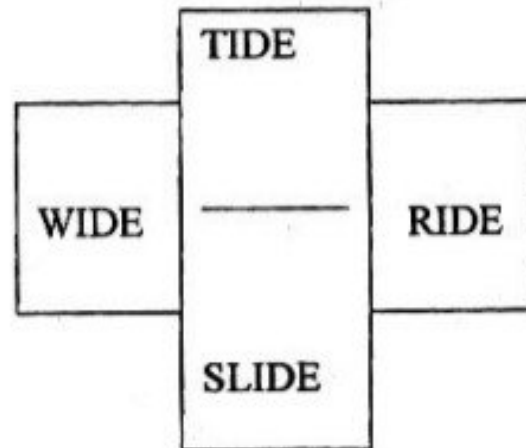
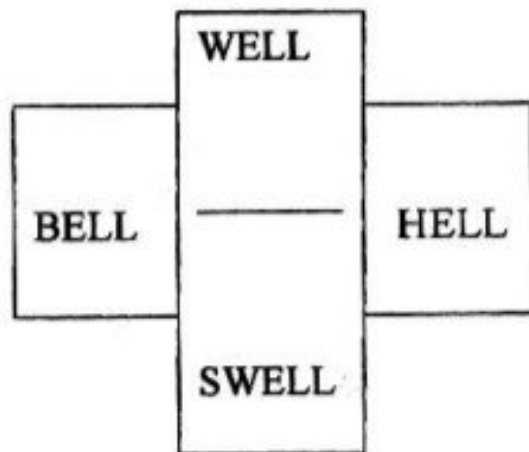
KENDRIYA VIDYALAYA SANGATHAN

Class : III

TOPIC: Don't Tell

DATE:

I. It is rhyme time now. Copy a suitable word on the blank from the cloud.





I. Fill in the blanks with the correct words :

walked talked showed played looked
walking talking showing playing looking

1. I was _____ with my grandfather over the phone.
2. My brother and I _____ on the ground yesterday.
3. My friends and I _____ to school last week.
4. The children are _____ on the stage.
5. Shyam _____ on the phone last night.
6. I _____ my dad what I found last week.
7. Sachin is _____ on the stairs right now.
8. My grandpa is _____ in the garden.
9. Asha _____ with the music yesterday.
10. Ram is _____ me where to put my books.

II. Encircle the correct word in the given sentences :

1. Savita [**blow, blew**] out the candles last night.
2. The teacher [**speak, spoke**] to my yesterday before school.
3. We [**take, took**] the bus to school last week.
4. The police dog [**come, came**] into my classroom today.
5. A big yellow bird [**fly, flew**] over my head.



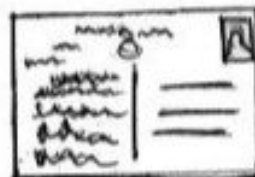

KENDRIYA VIDYALAYA SANGATHAN

Class : III

TOPIC : What's in the mail box?

DATE:

I. Identify and name the following :







Grade

Teacher Sign.

Parent's Sign



KENDRIYA VIDYALAYA SANGATHAN

Class : III


TOPIC: Little Tiger, Big Tiger

DATE:

I. Solve the puzzle about the people who help us.

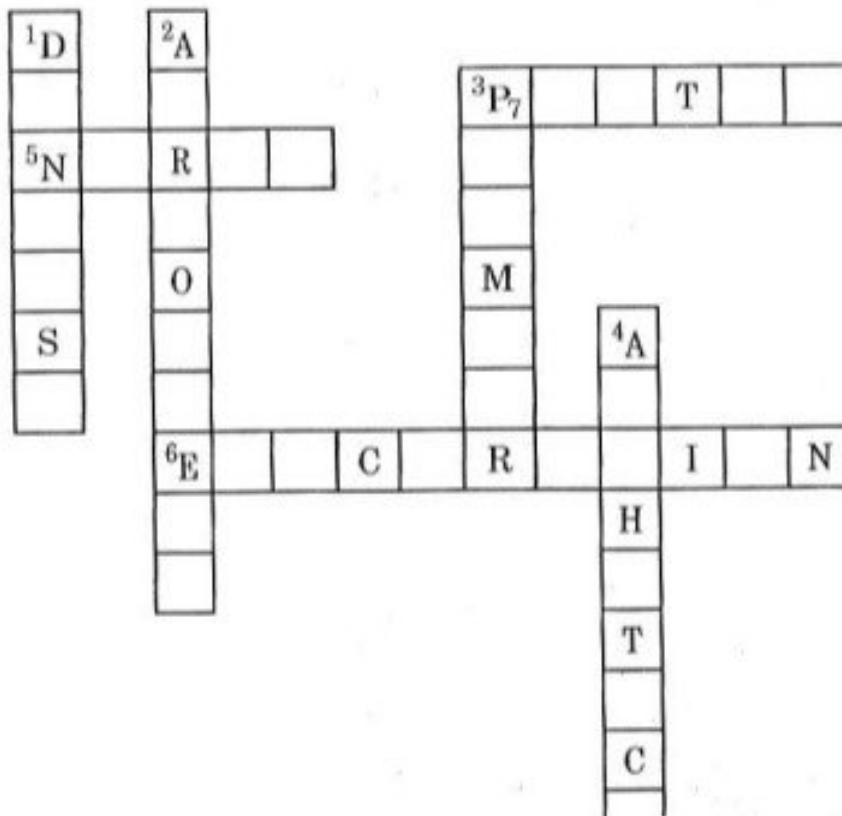
Down

1. He looks after our teeth.
2. She looks after passengers on an aeroplane.
3. He repairs water pipes and taps.
4. He plans the design of our houses.



Across

5. She looks after the patients.
6. He repairs electrical equipments.
7. Carries our luggage.



Grade

Teacher Sign.

Parent's Sign



KENDRIYA VIDYALAYA SANGATHAN

Class : III

TOPIC: Little Tiger, Big Tiger

DATE:

I. Mark the animals in the maze and list the animals :

| | | | | | | | | |
|---|---|---|---|---|---|---|---|---|
| m | n | d | e | e | r | c | s | w |
| t | j | f | w | q | n | p | i | g |
| i | x | b | m | n | f | o | w | l |
| g | e | v | w | o | q | b | c | f |
| e | z | f | b | c | n | n | k | i |
| r | a | i | a | k | w | k | x | s |
| m | o | s | n | b | e | v | e | h |
| p | h | e | a | s | a | n | t | y |
| y | f | r | o | g | b | x | z | c |

1. _____
2. _____
3. _____
4. _____
5. _____
6. _____
7. _____
8. _____

II. Circle the right spelling :

bellowed belloed bellowed

twitched twiched tweeched

paaunsed paused pounced

glistened gleesened glissened

III. Match the right answer :

success opposite of above []

below double letters []

see rhymes with still []

skill phononym of sea []

Grade

Teacher Sign.

Parent's Sign






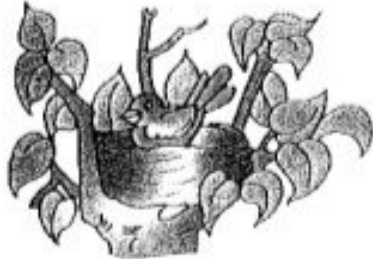
KENDRIYA VIDYALAYA SANGATHAN

Class : III

TOPIC: Puppy And I

DATE:

I. Solve the following puzzle about the animal homes.



Grade

Teacher Sign.

Parent's Sign




KENDRIYA VIDYALAYA SANGATHAN

Class: III

TOPIC: Trains [Poem]

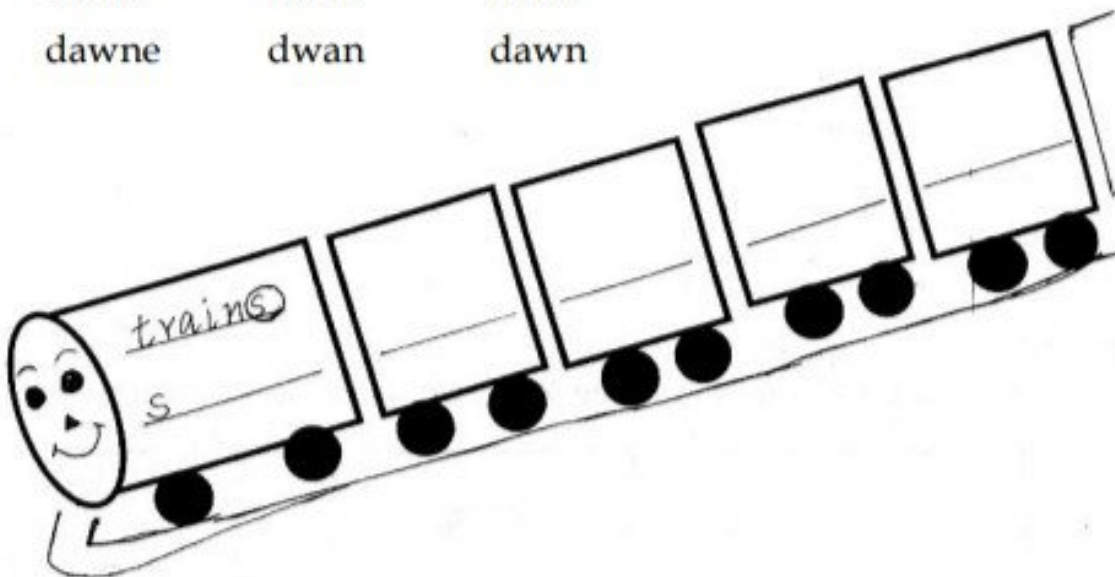
DATE:

I. Complete the word train by starting the next word with the last letter of the previous word.



II. Encircle the correct spelling:

1. carring carying carrying
2. precious pracios presious
3. darkness darknes drakness
4. loods loads laods
5. dawne dwan dawn



Grade

Teacher Sign.

Parent's Sign



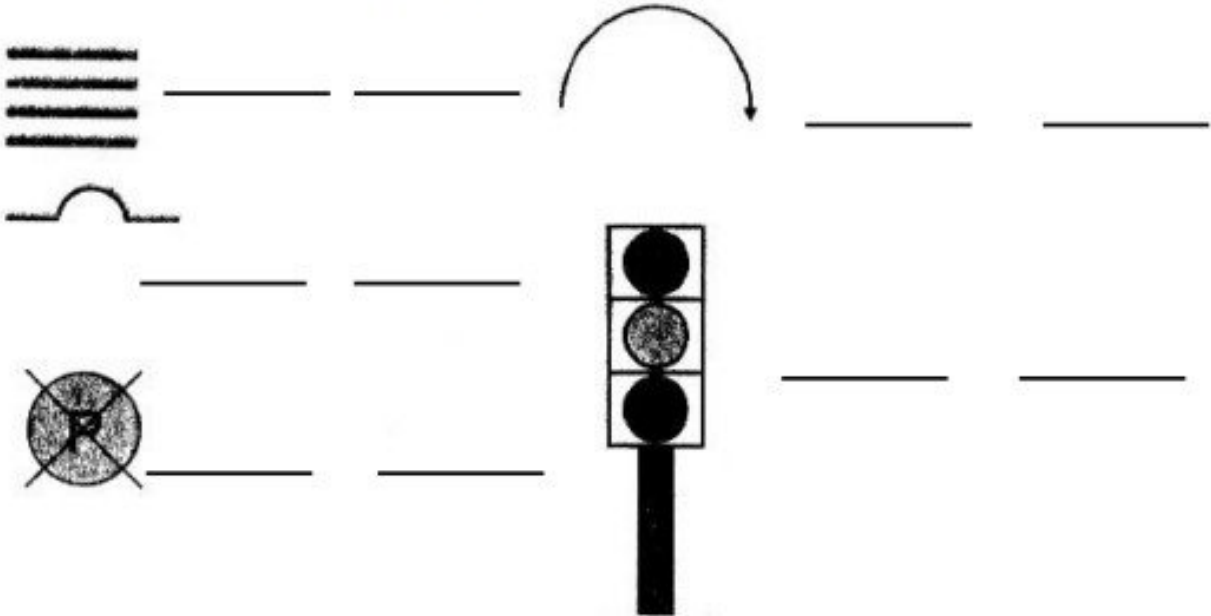
KENDRIYA VIDYALAYA SANGATHAN

Class : III

TOPIC: The story of the road

DATE:

I. Let us name the road signs given below :



Make use of the help-box

U-turn, no-parking,
Zebra-crossing, traffic-light
Speed-breaker

II. Match the sounds with sound makers :

- | | |
|------------------|-------------------------|
| 1. sparrows | chatter-chatter |
| 2. crow | tring-a-ling |
| 3. children | chirrup-chirrup |
| 4. shoes | peas, cabbage |
| 5. bicycle | tramp-tramp |
| 6. vegetable-man | caw-caw |

Grade

Teacher Sign.

Parent's Sign



KENDRIYA VIDYALAYA SANGATHAN

Class: III

TOPIC: Trains [Poem]

DATE:

Describe the picture using the clues: [write five sentences]:

Platform, porter, luggage, coach, people,
Families, ticket, checker, loud speaker



Grade

Teacher Sign.

Parent's Sign



KENDRIYA VIDYALAYA SANGATHAN

Class : III

TOPIC: The story of the road

DATE:


II. Solve the puzzle about the people who help us.

Down

1. He looks after our teeth.
2. She looks after the passengers on an aero plane
3. He repairs water pipes and taps
4. He plans the design of our home

Across

5. She looks after the patients
6. He repairs electrical equipments
7. Carries our luggage



Kendriya Vidyalaya Leh

Compiled Holiday Home work for all subjects

Subject: EVS

1. Do textbook work of chapters: 14 to 27
2. Learn CW of chapters 14 to 27.
3. Do following question: (Take print out of following questions)

Why should onions to be taken out at right time?

Why is Basva's family happy and what do they do with the onions?

How did Basva's father come to know that the onions are ready to be taken out?

Draw picture and write the name of any one vegetable / fruit

| Which is heaviest to carry | Which is lightest to carry |
|-----------------------------------|-----------------------------------|
| <hr/> <hr/> | <hr/> <hr/> |

Why did Nandita have to bring her mother from the village to Mumbai for treatment?

Name some of the facilities provided in metropolitan cities as compared to other small cities.

9. Find the names of the festivals found in the grid.

| | | | | | | | | | |
|---|---|---|---|---|---|---|---|---|---|
| C | X | B | P | E | A | S | T | E | R |
| K | H | O | L | I | X | M | G | O | G |
| D | P | R | R | A | M | Z | A | N | U |
| I | O | B | I | H | U | Z | S | A | R |
| W | N | V | S | S | T | N | Q | X | U |
| A | G | M | L | A | T | I | J | Q | P |
| L | A | W | O | N | A | M | Y | U | A |
| I | L | O | N | P | L | O | A | C | R |
| E | I | D | M | I | L | A | D | S | A |
| D | U | S | S | H | E | R | A | C | B |

1. _____
3. _____
5. _____
7. _____
9. _____

2. _____
4. _____
6. _____
8. _____
10. _____

1. Identify and encircle the water borne diseases due to contaminated water.

Typhoid

Malaria

Cholera

Chickungunia

Cough and cold

Fever

Headache

ed).pdf This picture is related to Sikh religion. Identify this picture and write its name along with five lines describing it.



ANS. _____

2. Write the nutrients that we consume in a proper meal.

ANS _____

Q2- What do you understand by good touch and bad touch? Write some lines about this.



ANS _____

Name any five man-made fabrics used for making clothes.

Mention some different types of clothing material available around your area.

Q2- Write the names of neighbouring countries of India and locate them on the given map.

Ans _____

| S.N. | Name of the spice | Special use |
|------|-------------------|-------------|
| 1 | | |
| 2 | | |
| 3 | | |
| 4 | | |
| 5 | | |

Q7- Name 4 spices used to add flavours/colour to sweet dishes. Also mention the name of the dishes

| S.N | Name of spice | Colour | Flavour | Name of the dish |
|-----|---------------|--------|---------|------------------|
| 1 | | | | |
| 2 | | | | |
| 3 | | | | |
| 4 | | | | |

When is international disability day celebrated?

What is meant by the term 'Paralympics'?

Draw the international symbol for disability.

A. Observe the pictures given below and write two lines about each



What problems did Wahida face being a woman?

What is a prism? Why did Wahida's parents leave their village?



SUBJECT - English

Class - IV

- Practice one-page handwriting daily.
- Learn all the work done in your copy for session ending exams (TERM-2).
- Read the English e-newspaper/text book daily and identify the difficult words and try to know their meaning from the Dictionary. (at least 5 words)
- Write 10 sentences on your own using helping verbs on A-4 Size paper. Eg- am, is, are, was, were etc.
- Collect information about any two of the following personalities.
 - a. Deepa Malik – Athlete
 - b. Mother Teresa - Social worker
 - c. Saina Nehwal - Badminton player
 - d. Medha Patkar - Social Activist

Paste pictures and write about their life achievements on two attractive cutouts.

- Write 5 Actions that would make others happy and 5 Actions that would make others unhappy.
- Grow a plant and water it and make a bird bath for birds.

PROJECT WORK

- Interview two family friends of your family about their life during Corona and record their feelings
- Write your experience on what you heard about life of your family friends during corona

Subject: Maths

Class –IV

Winter vacation holiday home work

Maths - 1. Do two multiple and divide sum daily.

2. Write and learn tables 2 to 20.

3. Write number names 1 to 100.

4. Practice chapter 7 to 14.

5. Solve given worksheets.

For worksheet of maths click the link below.

https://drive.google.com/file/d/14GOYm5E4zUj343_8EmSvVlyirHNI6ctt/view?usp=sharing

कक्षा 4 हिंदी

सर्दियों की छुट्टियों का गृहकार्य

1. अध्याय 8 से 14 तक प्रश्न उत्तर सहित याद करो ।
2. मेरा विद्यालय, मेरा प्रिय खेल, मेरा प्रिय मित्र, मेरा परिचय, अच्छी आदते और गाँधी जी पर 10-10 वाक्य लिखो और याद करो ।
3. संज्ञा, सर्वनाम, विशेषण, विलोम शब्द, लिंग बदलना, मुहावरे और वचन बदलने का अभ्यास उदाहरण सहित करो ।

हिंदी परियोजना कार्य

विषय - शब्दावली क से ढ तक तीन या अधिक जोड़ वाले 5 - 5 शब्द चित्रों सहित लिखो

Kendriya Vidyalaya Leh

Class - 5th

Winter Vacations Homework

Subject - EVS

1. Learn all Questions/Answers from chapter 12 to 22.
2. Prepare a chart on different kinds of fuels.
3. Make a chart on different kinds of houses.
4. Prepare a small Project on different kinds of professions.
5. Make a chart on indoor and outdoor games.
6. Write a report on Farmers' situation in India.
7. Take print out of worksheets from chapter 12 to 22 from given link below and solve them:
To get worksheets: [Click Here](#)

Subject - Hindi

1. अनुच्छेद लिखो ।
क) बाल दिवस
ख) गुरु का महत्त्व
ग) जल संरक्षण
घ) मेरा विद्यालय
2. पाठ 10 से 18 के प्रश्नों के उत्तर लिखो और याद करो ।
3. व्याकरण - विलोम शब्द , पर्यायवाची, वचन बदलो,
लिंग बदलो ,अनेक शब्दों के लिए एक शब्द लिखो और याद करो।
4. कार्य पत्रिका हल करो। कार्य पत्रिका डाउनलोड करने के लिए [Click Here](#)
5. Most Important (Project) :

विषय : शब्दावली (पाठ्य पुस्तक में से 20 विशेषण शब्द चुनो और उनके विलोम शब्द लिखो।

Subject - English

1. Most Important (Project) :

- Describe the earthquake and how does it happen?
- Make a scrapbook with images of earthquakes and its result.
- Make a scrapbook with images of houses specially built for protection against earthquake .
- Write a paragraph 10 sentences on protection against earthquakes.
- Make a working but prototype model of earthquake.

2. Do textbook work of units 6-10.

3. Do creative writings:

- a. Mountains
- b. Rivers
- c. Grandparents
- d. Beautiful Earth

4. Learn questions/answers of unit 6-10.

5. Take print out of worksheets from given link below and solve them:

To get worksheets: [Click here](#)

Subject - Mathematics

1. Most Important (Project)

- Define Fractions
- How many types of Fractions are there in Mathematics
- Write 5 Proper fractions
- Write 5 Mixed fractions
- Write 5 improper fractions
- **Make a model of Fraction Fish**
- **Write at least 10 like fractions and 10 unlike fractions**

Make a model of Fractions Bird

Use the link to know Fractions bird making

https://www.youtube.com/watch?v=8M19wrCJeOI&ab_channel=Sunshine22854

- **Make a model of fractions piece**

Use the link to know Fractions pieces making

<https://theinspiredclassroom.com/2016/02/fraction-rhythms/fraction-pieces-4/>

• **Division**

- (I) $114240 \div 8$ (ii) $476390 \div 56$ (iii) $107 \div 15$ (IV) $12089 \div 57$
(v) $630169 \div 42$ (vi) $49600 \div 62$ (vii) $549945 \div 55$
(viii) $25256 \div 308$ (ix) $810184 \div 764$ (x) $2360 \div 420$

• **Multiplication**

- 345×55 (ii) 241×12 (iii) 234×15
(iv) 2054×16
(v) 850×69 (vi) 703×142 (vii) 2168×256
(viii) 1254×324
(ix) 76×23 (x) 4380×57

• **Subtraction Sum**

- (i) $83249 - 5386$ (ii) $642113 - 627485$
(iii) $81034 - 25185$ (iv) $30250 - 875$ (v) $43520 - 42830$
(vi) $91062 - 5296$ (vii) $43000 - 26057$
(viii) $65314 - 23256$ (ix) $175321 - 87234$ (x) $40,000 - 2735$

• **Write and learn tables from 2 to 20 (10 times)**

• **Revise and solve all the questions (2times) of the following chapters for**

SEE exams

- (1) **Tenths and Hundredths**
- (2) **Area and Its Boundary**
- (3) **Smart Charts**
- (4) **Ways to Multiply and Divide**
- (5) **How Big? How Heavy?**

Kendriya Vidyalaya Leh, Ladakh

Holiday Home Work

Subject : Computer

Class – III

Ques : 1 Write the answers of the following questions.

1. What are the different types of the keys on the keyboard?
2. What is Cursor ?
3. What is MS-Paint?
4. What is the use of alphabet keys?
5. Explain the function of –
 - a. Flip
 - b. Rotate
 - c. Stretch
 - d. Skew
6. Name 2 Input devices
7. Name 2 Output devices
8. What is the difference between hardware and software.

Ques : 2 Rearrange the following jumbled words to make meaningful words.

- a. RUMNECI YEKS
- b. HISFT YEK
- c. TEENR YEK
- d. PSAC LKOC
- e. NUFCTION YEKS

Ques : 3 Activity

- a. Draw the different shapes and colour it in MS-Paint and take a Printout and attach it in your file.
- b. Draw a family tree and type the names of all your family members. Take a Printout with the help of your elders and attach it in your file.

Ques : 4 Project

- a. Take a Chart and draw and colour all input and output devices of the Computer.

Kendriya Vidyalaya Leh, Ladakh

Holiday Home Work

Subject : Computer

Class – IV

Ques : 1 Write the answers of the following questions.

1. What is MS-Excel?
2. What is MS-Powerpoint?
3. What is the use of Calculator?
4. What is Notepad?
5. What is cell and Cell address?
6. What is taskbar and Start Menu?
7. What is Virus and Anti-Virus?

Ques : 2 Write the full form of the following'

1. RAM
2. Rom
3. CPU
4. IPO
5. ALU
6. CU

Ques : 3 Activity

1. Write 5 lines about your School on MS-Word Software and take a Printout and attach it in your file.
2. Draw a family tree and write the names of all your family members. Take a Printout and attach it in your file.

Ques : 4 Project

Take a chart and draw and colour a block diagram of computer.

Kendriya Vidyalaya Leh, Ladakh

Holiday Home Work

Subject : Computer

Class – V

Ques : 1 Write the answers of the following questions.

- a. What is MS-Excel?
- b. What is Multimedia?
- c. What is Internet?
- d. What are the hardware requirements for a Multimedia?
- e. What is Website?
- f. Write some uses of Multimedia?
- g. Write a steps to start Media Player.

Ques : 2 Write the Short Cut keys of the following actions:

- a. Cut
- b. Copy
- c. Paste
- d. Print
- e. Undo
- f. Redo
- g. Open
- h. Save
- i. Select all

Ques : 3 Activity

- a. Write 10 lines (in MS-word software) on any one of the given topic and use all the given actions(Character formatting, Font, Font style, Size, Font colour, Underline, bullets and numbering and Aligning text) and take a Printout and attach it in your file.

Topic

1. My School
2. My Teacher
3. My Friend
4. My Mother

Ques : 5 Take a chart and draw and colour a block diagram of Computer.

OR

Take a chart and draw and colour of all input and output devices of Computer.

KENDRIYA VIDYALAYA LEH

Winter holiday- homework (music)

CLASS 1

Learn national anthem (jan-gan-man) and national song (vande mataram).

CLASS 2

Learn devotional song (achyutam keshwam) and patriotic song (nanha munna rahi hu).

CLASS 3

1. Write two patriotic song in your music- copy and learn it.

2. Write one devotional song in music- copy and learn it .

CLASS 4

1. Write two folk (regional) song in your music- copy and learn it.

2. draw the picture of harmonium and tabla in your music –copy.

CLASS 5

1. Write two folk (regional) song in your music- copy and learn it.

2. Write two inspirational song in your music- copy and learn it.

3. draw the picture of sitar and guitar in your music –copy.